

APES GAMES WAKA AMA 2023 PANUI

 Tikitapu (Blue Lake), Rotorua



4th March 2023



2023 AUSTRALASIAN
POLICE & EMERGENCY
SERVICES GAMES
ROTORUA - NEW ZEALAND
3 - 10 March



TE WAIARIKI PUREA
CHARITABLE TRUST

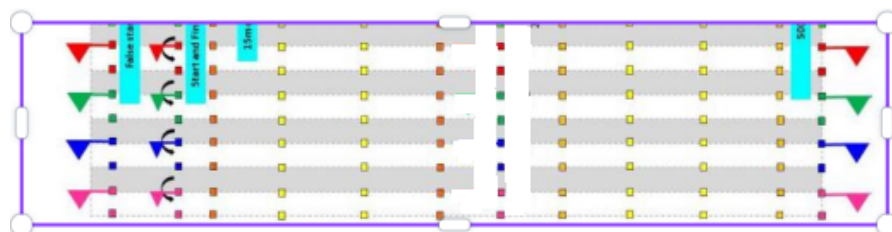
Events

Gender	Waka Type	Distance	Gender	Waka Type	Distance	Division
Female	W6	250m	Male	W6	250m	Novice & Open
Female	W6	2km	Male	W6	2km	Open
Female	W1 Rudderless	8km	Male	W1 Rudderless	8km	Open
Female	W1 Rudderless	8km	Male	W1 Rudderless	8km	Open
Mixed	W12 (Turn)	500m	Mixed	W6	2km	Novice

RACING

Lanes

- Lane Flags and buoys shown below for short 250m and 500m turn races
- Maps further on in Panui for 2km and 8km



Progressions

- You will be informed closer to the event. As these will depend on the number of registrations.

Important

Dates

Friday, 10th Feb 2023, Midnight - Entries Close

Saturday, 4th Mar 2023 - Event Day

Teams Entry and Paddler Registration is available online at:

[Ape's Games 2023](#)

Any other queries please email sports@apes2023.co.nz

Race Information

Races Times

- **8:30am First Call for race #1**
- **9am First Race**

Races

- 250m, W6, Straight & 2km Short
- 8km - W1, Long, Rudderless & Rudderless
- 500m - W12, Turn Races

Canoe Type

- W6/ W12 - Mahimahi
- W1 - Any Model, Hireage available ([Click here to request waka](#))

NB: Any team causing damage to any W6/ W12 contracted waka will incur the cost of the repairs which will be charged to the individual.

All contracted W6/ W12 waka are used solely for competition. No contracted waka may be taken or used for training purposes while contracted to the event.

Division Type

Novice paddlers are considered to be those who have been paddling 1 year (or less) and/or have not competed in more than 3 Regatta (Sprints included). Novice teams must have an experienced steerer and be able to complete 8km within an hour.

Race Starts

14 Start

- 14.1 Competitors must be present at the start line for their race as shown on the programme. Starting signals shall be given regardless of absentees.
- 14.2 Start helpers and holders may be used. They may be by mechanical means or pontoons (set back twenty metres from the start line) unless otherwise notified by the Organising Committee. Unless start helpers or holders are used, no assistance shall be rendered. Official boats shall not assist, except in case of an emergency such as a capsize or where officials consider that Taitamariki and intermediate paddlers may get into trouble if no assistance is rendered.
- 14.3 The start shall be controlled by the starter(s). There shall be an aligner, located on the side of the racecourse, and the flag holder, located in a boat in the middle of the course approximately 60 metres in front of the start line.
- 14.4 The order of the start is as follows: a. Raising the white flag indicates the race is in the aligner's control and competitors should move up to the false start line b. Raising the red flag by the starter indicates to paddlers that they must head to the start, stop, hold and align c. The raising of the green flag by the starter indicates the start of the race.
- 14.5 If the starter raises a black flag during the starting procedure, this indicates that an infraction exists and the bow of at least one canoe is across the start line. Competitors will be given the opportunity to line up correctly. If, after a reasonable time, the infraction has not been corrected (in which case the black flag will still be raised), the race will be started, by the raising of the green flag, resulting in the disqualification of those canoes that were infringing at the time the green flag was raised. If conditions do not permit the starter to align on the marked start line, competitors shall be informed before each race. If the bow of a waka is across the start line at the raising of the green flag (While the Black flag is raised) this shall result in disqualification
- 14.6 Not following starter orders will result in disqualification.
- 14.7 Should a re-start be called, competitors are to return to the false start line and follow the starter's instructions.

START RULE EXPLANATION

Every race will approach the false start line and start line the same.

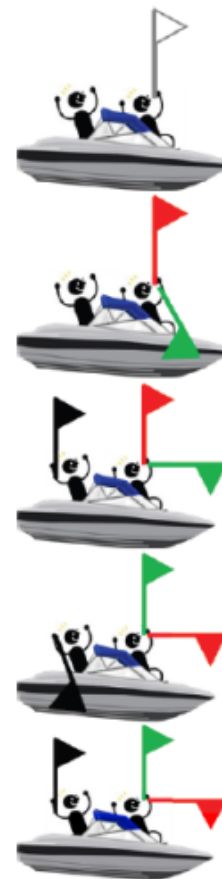
The **WHITE FLAG** will be used to signal to the Waka they are to proceed to the false start line.

Once the Waka are aligned on the false start line the **RED FLAG** will be raised to proceed to the start line.

If during this time at least the bow of one waka is over the start line – the **BLACK FLAG** will be raised. (This allows for waka to correct themselves if they find they are over the start line).

If the waka are corrected the **BLACK FLAG** will be lowered and the **GREEN FLAG** will start the race.

If after a reasonable amount of time the waka have not been corrected the **BLACK FLAG** will remain raised and the **GREEN FLAG** will then start the race.



- If the **BLACK FLAG** is lowered when the **GREEN FLAG** is raised - No teams will be disqualified for START LINE FAULTS
- If the **BLACK FLAG** is raised and then remains risen as the race starts – There will be at least one team disqualified for a START LINE FAULT

Preparation for starts is key. Small factors can make a huge difference, such as:

- Ensuring your crew can distinguish the false start line from the start line
- Watching a few races start before your own (particularly the Steerer)
- Taking into consideration conditions on the day and how this will affect the start
- The Steerer assesses what impact the wind is having on the waka before reaching the false start line to determine the angle of their approach

START INSTRUCTIONS:

WHITE FLAG – MOVE UP TO THE FALSE START LINE AND **HOLD**

RED FLAG – MOVE UP TO THE START LINE AND **STOP**

GREEN FLAG – RACE STARTS

NOTE: THESE ARE FLAGS, NOT VERBAL INSTRUCTIONS

Turns

From the Waka Ama NZ race rules: 15 Turns

- 15.1 In any race involving turns the canoe must turn counter-clockwise around the flag. During a turn, the canoe shall not run over the flag.
- 15.2 Competitors may start or finish with the flag on any side so long as the outrigger canoe is within the designated lane.
- 15.3 A turn shall be completed within the designated lane.

Flip Drills

If you have not experienced a Flip Drill before, it is always helpful to know what is required, and to practice it. Please [CLICK HERE](#) for further information.

Hireage Fee

- W1 Waka Ama - Rudderless and/ or Rudderless - \$40 each

Event Information

Life Jackets

- Will be provided for use during the Waka Ama Event. You are welcome to use your own, must be a approved Personal Flotation Devices. They are to be worn during racing and any practice associated with this event. Waist belt style of jackets are not accepted during this event.

Paddles

- Paddles will be provided during the Waka Ama Event. You are welcome to use your own.

First Aid

- First Aid will be accessible, if necessary.
- A remind to bring your EpiPen's and Asthmas inhalers should you require them. Please ensure these are always accessible.

Waka Availability

- All W1 paddlers will need to supply their own W1 waka and must also have a number holder, or [click here](#) for W1 Waka Hire. W6 waka will be provided for the event by the Event organizers.

Refreshments

- There will be vendors onsite. There will be taps available for filling bottles. PLEASE, bring your own drinking bottles.

Venue

- This venue is SMOKEFREE /AUAHI KORE and Vape free. No, Drugs or Alcohol to be consumed at this event.

Weather Conditions

- You should expect rain and sun during the event. You are advised to bring your own protection from the elements. Ensure you and your team have sunblock, hats and raincoats. Umbrellas are great for sun as well as rain.

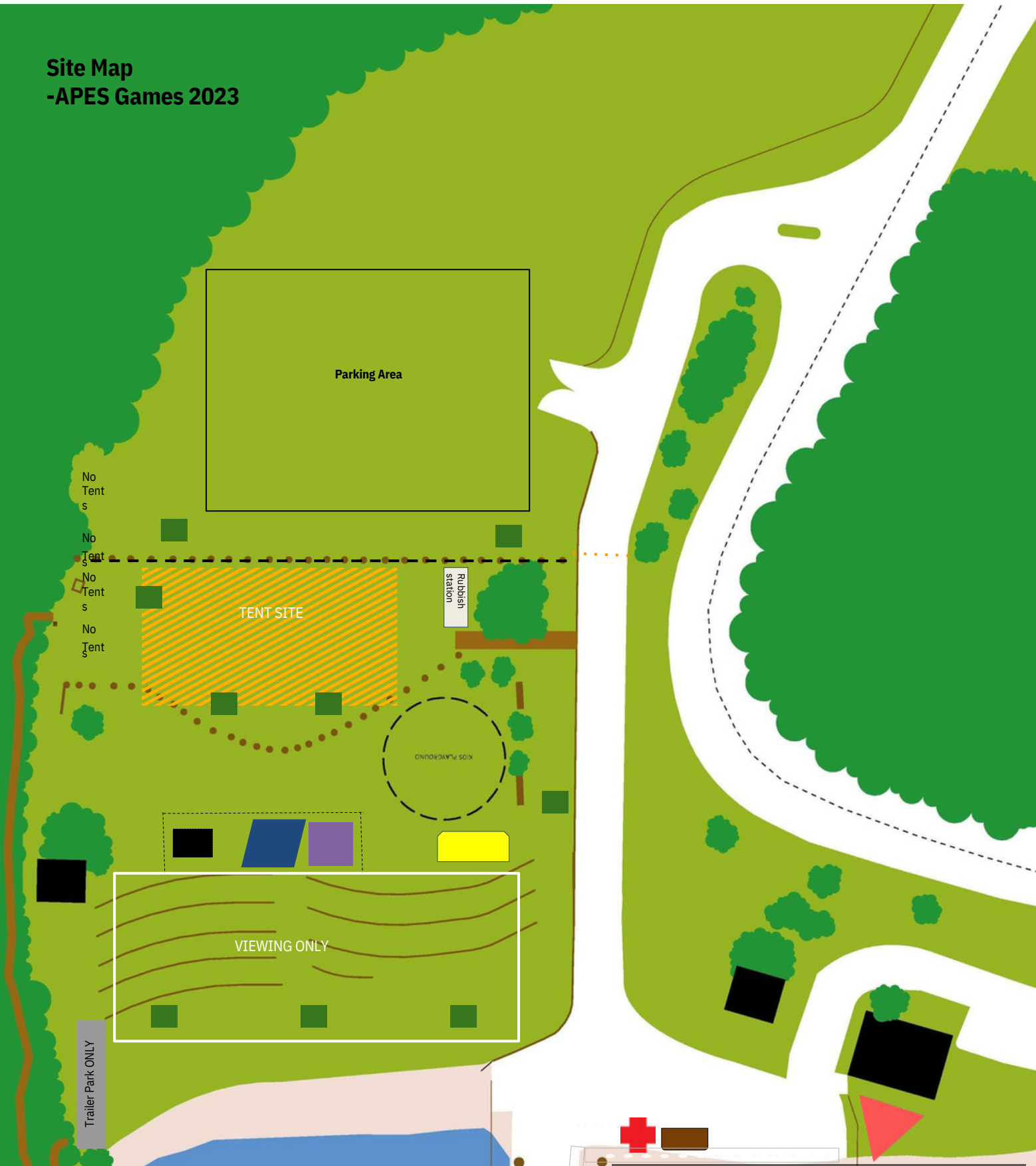
Team Tents










- No tents will be erected on the following locations: Lake Edge, Beach, Lower grass adjacent to beach and **terrace grass seating area**.
- Also, no tents will be permitted by the 250m start line, next to the administration area (by the BBQ) as heavy equipment will be operating in this area.
- Please check the Site Map (*further in the document*) for tent erection area.

Car Parking

- All vehicles will be required to park in the top carpark as identified on the Site Map (*further on in this document*)

Site Map -APES Games 2023



- | | | | |
|-------------------------------|---|--------------|---|
| Marshalling Tent |  | Volunteers |  |
| Bus, Van and Car Parking Area |  | Toilet Block |  |
| First Aid Site |  | Tent Site |  |
| Administration Site |  | Rubbish Bins |  |
| Commentator & Results Area |  | | |

**APES Games 2023 - Waka Ama
Saturday 4th March 2023**

Course Maps

